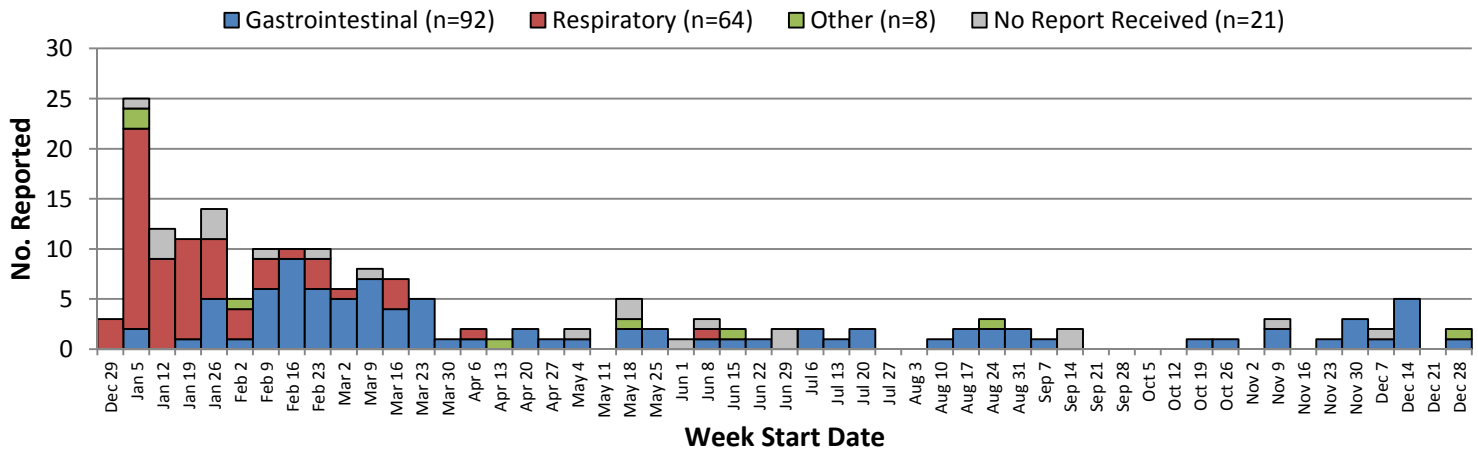


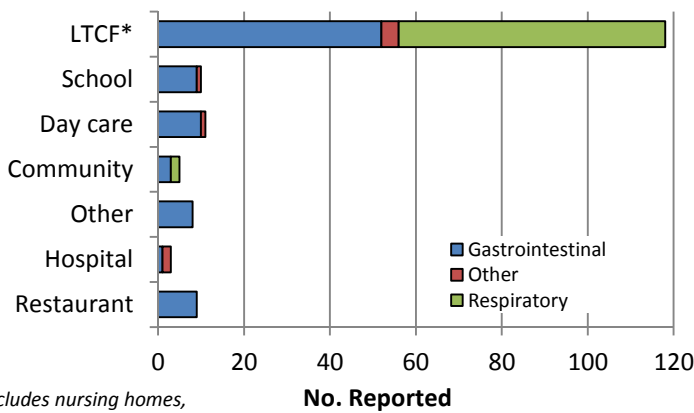
# Outbreak Report Summary: January 1 - December 31, 2015

A total of **185** outbreaks were reported to the Communicable Disease Branch (CDB) from January 1 - December 31, 2015. Outbreak reports were received for 164 (89%) of these outbreaks. Data shown below represent information provided through outbreak reports unless otherwise noted. Of those with reports received, **4,574** outbreak-associated cases were identified in the 164 outbreaks: 3,534 (77%) from gastrointestinal illness (GI), 987 (22%) from respiratory illness, and 53 (1%) from other types. An average of 39 cases were identified in each GI outbreak (range 1-285), 16 in each respiratory (range 2-60) and 8 in each other type (range 2-20).

## Number of Outbreaks Reported to the CDB by Week of Report and Outbreak Type

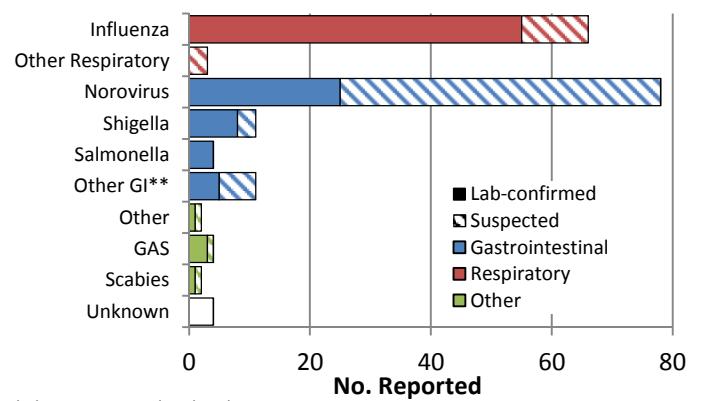


## Setting



\*Includes nursing homes, skilled nursing facilities, and assisted living facilities

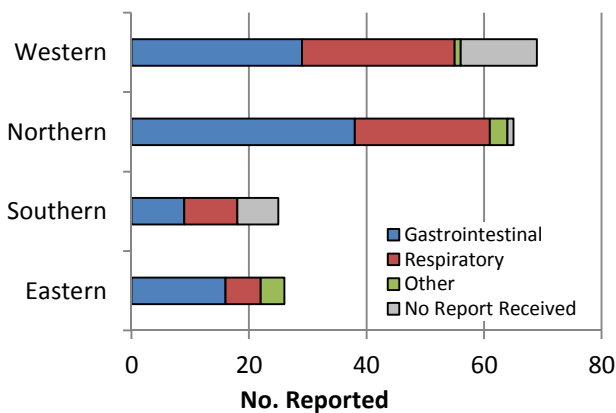
## Etiology\*



\*Includes 185 reported outbreaks

\*\*Lab-confirmed: *C. botulinum*, *C. perfringens*, *C. difficile*, *E. coli* O103, *Cryptosporidium*

## Number of Outbreaks by Region†



†Regions: <http://tinyurl.com/TATPmap>

## Outbreak-associated Cases by County

