

## NC DEPARTMENT OF HEALTH AND HUMAN SERVICES

ROY COOPER • Governor

KODY H. KINSLEY • Secretary

MARK BENTON • Deputy Secretary for Health

SUSAN KANSAGRA MD, MBA • Assistant Secretary for Public Health

Division of Public Health

Developed by the North Carolina Division of Public Health, Communicable Disease Branch

### ***Lyme Disease Surveillance Summary from 2017—2022***

#### **Background**

Lyme disease is a bacterial infection caused by *Borrelia burgdorferi*, and is transmitted to humans and animals through the bite of infected *Ixodes scapularis* (blacklegged) ticks. Symptoms of Lyme disease include fever, headache, fatigue, and a characteristic bull's-eye rash called erythema migrans (EM). If left untreated, infection can spread to the joints, heart, and nervous system. Diagnosis is based on the presence of symptoms, clinical findings (like an EM rash), exposure to ticks, and serological testing. Most cases of Lyme disease are effectively treated with antibiotics.

#### **Symptomology**

Early signs of Lyme disease include fever, chills, headache, fatigue, muscle and joint aches, swollen lymph nodes, and EM rash. It is important to note that an EM rash only occurs in 70—80% of patients, and can take up to 30 days to appear. Untreated Lyme disease can cause a variety of symptoms including severe headaches and neck stiffness, additional EM rashes, arthritis with severe joint pain and swelling, particularly in the knees and other large joints, facial palsy and heart conditions associated with Lyme carditis.

#### **Epidemiology**

##### National

Reported cases of Lyme disease are centered in the Northeast and upper Midwest of the United States, with 16 jurisdictions designated as high incidence: Connecticut, Delaware, Maine, Maryland, Massachusetts, Minnesota, New Hampshire, New Jersey, New York, Pennsylvania, Rhode Island, Vermont, Virginia, West Virginia, Wisconsin and the District of Columbia.<sup>1</sup> The reported national incidence rate in 2020 was 5.5 **confirmed and probable** cases per 100,000 residents.<sup>2</sup>

##### North Carolina

In North Carolina, the reported number of confirmed and probable cases of Lyme disease has remained stable over the past five years. The highest incidence of Lyme disease in 2022 is largely clustered to the northwestern portion of the state, particularly in Ashe, Alleghany, Madison, Mitchell, Watauga, and Yancey counties. The 5-year reported average incidence rate of Lyme disease in North Carolina between 2017—2021 was 2.84 **confirmed and probable** cases per 100,000 residents, which is significantly lower than the national average. The estimated incidence of Lyme disease in 2022 was 2.83 **confirmed and probable** cases per 100,000 residents (2021 population data). In 2022, there were a significant increase in confirmed Lyme disease cases in North Carolina. While the cause is unclear, this may be attributed to increased awareness among physicians leading to increased testing via Modified Two-Tiered Testing (MTTT). Additionally, the national case definition for Lyme disease was amended, which may have had an impact on increased Lyme disease reporting.

#### **Diagnosis**

Lyme disease can be physician diagnosed based on the symptoms outlined above, a history of tick exposure, and serological testing. Serological tests are effective when used correctly. FDA approved Standard Two Tier Test (STTT) or Modified Two Tier Test (MTTT) are appropriate. An initial (first tier) positive or equivocal enzyme immunoassay (EIA) or immunofluorescent assay (IFA) followed by a second positive IgM or IgG EIA (MTTT) or a positive Immunoglobulin M1 (IgM) or Immunoglobulin G2 (IgG) western immunoblot (STTT) can help to determine active infection. Lab tests are not recommended for patients who do not have symptoms of typical Lyme disease.

#### **Prevention**

Reducing exposure to ticks is the best defense against Lyme disease. There are a number of methods that can be used to prevent tickborne illness:

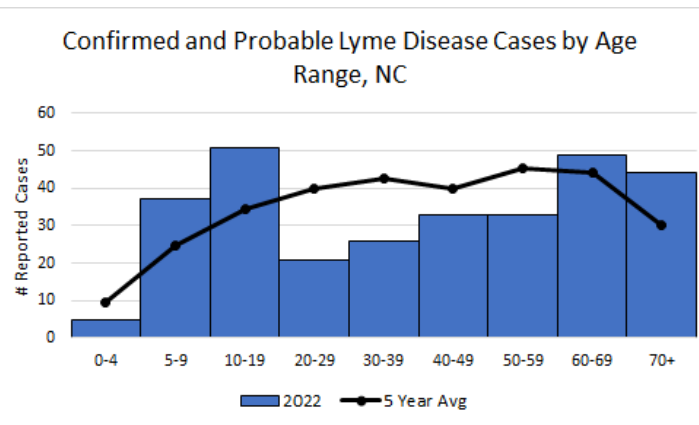
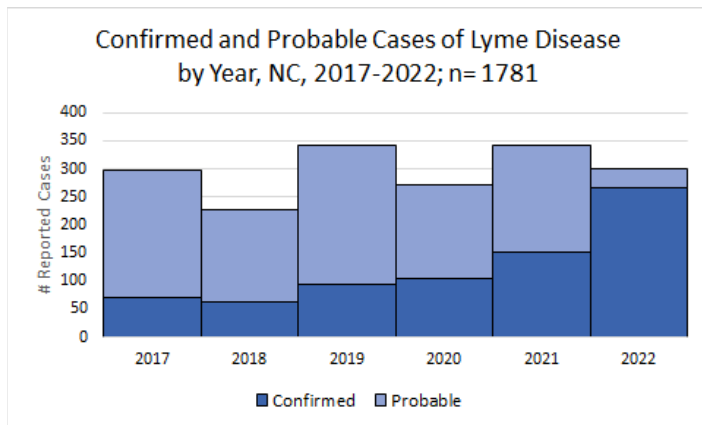
- Wear permethrin treated clothing (0.5%) when exploring the outdoors.
- Use EPA registered insect repellents containing DEET or picaridin to deter ticks.
- Avoid ticks in wooded/brushy areas with high grasses and leaf litter by walking in the center of trails.
- Check clothing and skin for ticks you may have encountered while outdoors; shower soon after returning indoors.

## Case Demographics (Confirmed & Probable)

Sex	5 Year Avg (2017-21)		2022	
	No. of Cases	% of total	No. of Cases	% of total
Male	157	53.0%	173	57.9%
Female	140	47.2%	125	41.8%

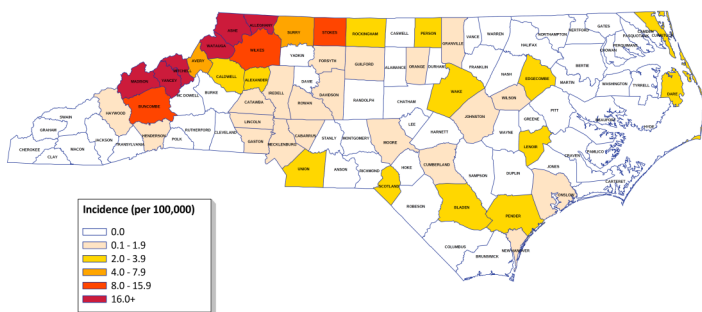
Race	5 Year Avg (2017-21)		2022	
	No. of Cases	% of total	No. of Cases	% of total
White	144	48.6%	187	62.5%
Black or African Amer.	8	2.7%	2	0.7%
Asian or Pac. Islander	1	0.3%	1	0.3%
Amer. Indian or Alaskan	0	0.0%	0	0.0%
Other	2	0.7%	7	2.3%
Unknown	141	47.6%	102	34.1%

Hispanic Ethnicity	5 Year Avg (2017-21)		2022	
	No. of Cases	% of total	No. of Cases	% of total
Yes	5	1.82%	6	2.0%
No	145	48.92%	92	30.8%
Unknown	146	49.26%	201	67.2%

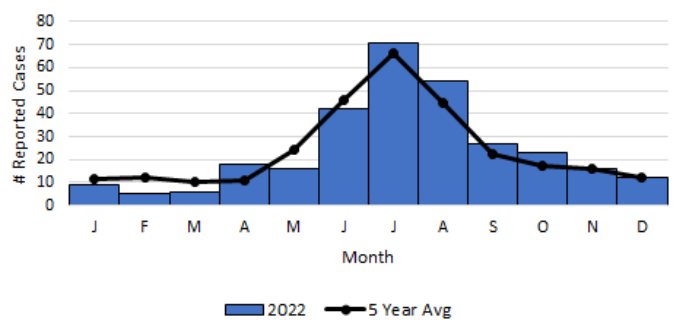


## Geographic Distribution Cases by Age

**Confirmed and Probable Incidence of Lyme Disease Cases by County of Residence, NC, 2022**



**Confirmed and Probable Lyme diseases cases by Month of Illness Onset, NC**



<sup>1</sup>These data are based on a national surveillance data found at: <https://ndc.services.cdc.gov/case-definitions/lyme-disease-2022/>

<sup>2</sup>CDC Lyme Disease Data Tables: <https://www.cdc.gov/lyme/datasurveillance/surveillance-data.html>

<sup>3</sup>Modified Two-Tiered Testing: <https://www.aphl.org/aboutAPHL/publications/Documents/ID-2021-Lyme-Disease-Serologic-Testing-Reporting.pdf>