

# North Carolina COVID-19 Workplace Exposure Callback Survey Results

## About the 73 survey participants


The average age of participants was **40 years old**, at the time of diagnosis with COVID-19.

**9.6%** of respondents were current smokers.

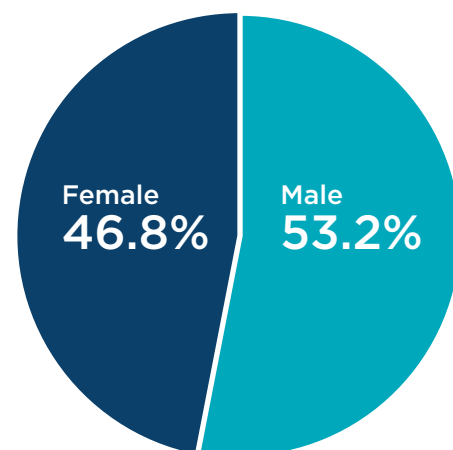
**74%** of respondents had no underlying conditions.

Those respondents with underlying conditions reported having one or more of the following conditions: cancer, chronic kidney disease, chronic obstructive pulmonary disease (COPD), weakened immune system from solid organ transplant, obesity (body mass index [BMI] of 30 or higher), serious heart conditions, or type 2 diabetes mellitus.

## Worker Ethnicity and Race, Combined



## Gender



## Symptoms (PARTICIPANTS COULD CHOOSE MORE THAN ONE)



Fatigue: **67.6%**



Headache: **64.8%**



Fever or chills: **63.4%**



Muscle or body aches: **62.0%**



Cough: **47.9%**



New loss of taste or smell: **33.8%**



Sore throat: **28.2%**



Shortness of breath or difficulty breathing: **28.2%**



Congestion or runny nose: **25.4%**



Diarrhea: **18.3%**



Nausea or vomiting: **18.3%**



No symptoms: **11.3%**



Other symptoms: **4.2%**

# Preventative Measures to Reduce COVID-19 Transmission in the Workplace



## PAID LEAVE

- Only **22.4%** of employees received paid time off for illness
  - *Most workers with COVID-19 experienced fatigue, headache, fever or chills, and muscle or body aches. Seven of the 73 participants were hospitalized due to COVID-19.*
  - *Workers missed an average of 9.5 workdays due to feeling ill with COVID-19.*
- **5 workers** worked outside of their home during the 10-day period after experiencing symptoms or testing positive for COVID-19



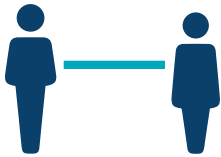
## COVID-19 PREVENTION TRAINING

- Only **26.5%** of employees received special COVID-19 training in the workplace



## MASKING

- **94.1%** of employees were required to wear a face covering at work, but only **35.6%** of employees were provided with any type of face covering by their employer
- **68.1%** of respondents said that all of their coworkers wore a face covering when within 6 feet of them; however, only **49.3%** said all of the customers/clients/visitors wore a face covering when within 6 feet of them.
- **72.1%** of employees said their employer required customers/clients to wear a face covering



## NUMBER OF PEOPLE IN CLOSE CONTACT WITH

- **6 of the 67** participants stated they were in close contact with a person or individuals at this job who they knew or thought had COVID-19.
- **4 of these 6** participants stated they could not accomplish their jobs without close contact with a person or people at this job who they knew or thought had COVID-19.



## SYMPTOM SCREENING

- Only **14.7%** of employees said their workplace screened customers/clients for symptoms
- **58.8%** said their workplace screened employees for symptoms



## TRANSPORTATION TO THE WORKPLACE

- **97.1%** of workers reported traveling to work in a private vehicle alone, during the 14 days prior to infection



## OTHER PREVENTION MEASURES

- **76.5%** of workers were provided with hand sanitizer at work
- **80.9%** of workers said their workplace used enhanced cleaning methods
- **None** of the respondents reported any changes to the ventilation or HVAC system at work

# Participant Occupation

## WORKERS WITH COVID-19 PARTICIPATING IN SURVEY, BY TOP 10 OCCUPATIONS

CENSUS OCCUPATION NAME	SOC TITLE	#
Retail Salespersons	Retail Salespersons	5
Bailiffs, Correctional Officers, and Jailers	Correctional Officers and Jailers	4
Cashiers	Cashiers	4
Construction Laborers	Construction Laborers	4
Driver/Sales Workers and Truck Drivers	Driver/Sales Workers	1
	Heavy and Tractor-Trailer Truck Drivers	2
	Light Truck or Delivery Services Drivers	1
Insufficient Information	Insufficient Information-NIOSH	3
Maintenance and Repair Workers, General	Maintenance and Repair Workers, General	3
Production Workers, All Other	Production Workers, All Other	3
Customer Service Representatives	Customer Service Representatives	2
Elementary and Middle School Teachers	Elementary and Middle School Teachers	2

## WORKERS WITH COVID-19 PARTICIPATING IN SURVEY, BY TOP 10 INDUSTRIES

CENSUS INDUSTRY NAME	NAICS TITLE	#
Construction	Construction (General)	6
	Construction of Buildings	1
	Plumbing, Heating, and Air-Conditioning Contractors	2
	Roofing Contractors	1
NIOSH-Insufficient Information	Insufficient Information-NIOSH	5
Not Specified Retail Trade	Retail Trade	5
Restaurants and Other Food Services	Food Services and Drinking Places	5
Justice, Public Order, and Safety Activities	Correctional Institutions	4
Banking and Related Activities	Monetary Authorities	3
Elementary and Secondary Schools	Elementary and Secondary Schools	3
Grocery Stores	Grocery Stores	3
Not Specified Manufacturing Industries	Manufacturing	3
Warehousing and Storage	Warehousing and Storage	3

## About the Survey

- **What was the purpose of this study?** This study was part of a national effort to collect information from people who worked outside of their homes during the time they likely became infected with the virus that causes COVID-19, to better understand how to control the spread of COVID-19 in the workplace.
- **Who was contacted by NCDHHS?** 551 adults (ages 18 to 64) with COVID-19 from across North Carolina were contacted by phone
- **Who was interviewed?** 76 adults who agreed to participate in this survey
- **Which participants were included in this study?** 73 non-healthcare workers, who worked outside the home in the two weeks prior to being infected with COVID-19.
- **Why?** Public health officials are trying to better understand how to prevent the virus that causes COVID-19 from spreading in (non-healthcare) workplaces.
- **When were they called?** 2/15/2021 to 7/15/21
- **Who was this study funded by?** US Centers for Disease Control and Prevention (CDC), National Institute for Occupational Safety and Health (NIOSH) Contract # 75D30120P08814